



































































Lesson 13: Multiplying Decimals

Directions: Find the product and use a pencil to **DRAW** the object that corresponds to your answer. **SHOW YOUR STEPS!!!**

<p>1. $5.81 \times 7 =$</p> <table border="1" style="width: 100%; border-collapse: collapse;"> <tr> <td style="width: 50%; padding: 2px;">(a) If your answer is 40.67 draw the following helmet.</td> <td style="width: 50%; text-align: center; padding: 2px;"></td> </tr> <tr> <td style="padding: 2px;">(b) If your answer is 406.7 draw the following helmet.</td> <td style="text-align: center; padding: 2px;"></td> </tr> </table>	(a) If your answer is 40.67 draw the following helmet.		(b) If your answer is 406.7 draw the following helmet.		<p>2. $4.9 \times 2.6 =$</p> <table border="1" style="width: 100%; border-collapse: collapse;"> <tr> <td style="width: 50%; padding: 2px;">(a) If your answer is 12.74 draw the following eyes.</td> <td style="width: 50%; text-align: center; padding: 2px;"></td> </tr> <tr> <td style="padding: 2px;">(b) If your answer is 127.4 draw the following eyes.</td> <td style="text-align: center; padding: 2px;"></td> </tr> </table>	(a) If your answer is 12.74 draw the following eyes.		(b) If your answer is 127.4 draw the following eyes.		<p>3. $20.1 \times 3.7 =$</p> <table border="1" style="width: 100%; border-collapse: collapse;"> <tr> <td style="width: 50%; padding: 2px;">(a) If your answer is 473.7 draw the following nose.</td> <td style="width: 50%; text-align: center; padding: 2px;"></td> </tr> <tr> <td style="padding: 2px;">(b) If your answer is 74.37 draw the following nose.</td> <td style="text-align: center; padding: 2px;"></td> </tr> </table>	(a) If your answer is 473.7 draw the following nose.		(b) If your answer is 74.37 draw the following nose.	
(a) If your answer is 40.67 draw the following helmet.														
(b) If your answer is 406.7 draw the following helmet.														
(a) If your answer is 12.74 draw the following eyes.														
(b) If your answer is 127.4 draw the following eyes.														
(a) If your answer is 473.7 draw the following nose.														
(b) If your answer is 74.37 draw the following nose.														
<p>4. $10.65 \times 8.2 =$</p> <table border="1" style="width: 100%; border-collapse: collapse;"> <tr> <td style="width: 50%; padding: 2px;">(a) If your answer is 87.33 draw the following mouth.</td> <td style="width: 50%; text-align: center; padding: 2px;"></td> </tr> <tr> <td style="padding: 2px;">(b) If your answer is 873.3 draw the following mouth.</td> <td style="text-align: center; padding: 2px;"></td> </tr> </table>	(a) If your answer is 87.33 draw the following mouth.		(b) If your answer is 873.3 draw the following mouth.		<p>5. $.13 \times .06 =$</p> <table border="1" style="width: 100%; border-collapse: collapse;"> <tr> <td style="width: 50%; padding: 2px;">(a) If your answer is .78 draw a long, skinny oval under each eye.</td> <td style="width: 50%; text-align: center; padding: 2px;"></td> </tr> <tr> <td style="padding: 2px;">(b) If your answer is .0078 draw a rectangle under each eye.</td> <td style="text-align: center; padding: 2px;"></td> </tr> </table>	(a) If your answer is .78 draw a long, skinny oval under each eye.		(b) If your answer is .0078 draw a rectangle under each eye.		<p>6. $14 \times 0.002 =$</p> <table border="1" style="width: 100%; border-collapse: collapse;"> <tr> <td style="width: 50%; padding: 2px;">(a) If your answer is 28 draw the following design on the shirt sleeves.</td> <td style="width: 50%; text-align: center; padding: 2px;"></td> </tr> <tr> <td style="padding: 2px;">(b) If your answer is .028 draw the following design on the shirt sleeves.</td> <td style="text-align: center; padding: 2px;"></td> </tr> </table>	(a) If your answer is 28 draw the following design on the shirt sleeves.		(b) If your answer is .028 draw the following design on the shirt sleeves.	
(a) If your answer is 87.33 draw the following mouth.														
(b) If your answer is 873.3 draw the following mouth.														
(a) If your answer is .78 draw a long, skinny oval under each eye.														
(b) If your answer is .0078 draw a rectangle under each eye.														
(a) If your answer is 28 draw the following design on the shirt sleeves.														
(b) If your answer is .028 draw the following design on the shirt sleeves.														
<p>7. $44 \times 0.004 =$</p> <table border="1" style="width: 100%; border-collapse: collapse;"> <tr> <td style="width: 50%; padding: 2px;">(a) If your answer is 1.76 draw the following shoulder pads.</td> <td style="width: 50%; text-align: center; padding: 2px;"></td> </tr> <tr> <td style="padding: 2px;">(b) If your answer is .176 draw the following shoulder pads.</td> <td style="text-align: center; padding: 2px;"></td> </tr> </table>	(a) If your answer is 1.76 draw the following shoulder pads.		(b) If your answer is .176 draw the following shoulder pads.		<p>8. $13.5 \times 11.5 =$</p> <table border="1" style="width: 100%; border-collapse: collapse;"> <tr> <td style="width: 50%; padding: 2px;">(a) If your answer is 155.25 write YOUR AGE in BIG, hollow numbers on the shirt.</td> <td style="width: 50%;"></td> </tr> <tr> <td style="padding: 2px;">(b) If your answer is 9.45 write the number 1 on the shirt.</td> <td style="text-align: center; padding: 2px;"></td> </tr> </table>	(a) If your answer is 155.25 write YOUR AGE in BIG, hollow numbers on the shirt.		(b) If your answer is 9.45 write the number 1 on the shirt.		<p>9. $3.88 \times 2.3 =$</p> <table border="1" style="width: 100%; border-collapse: collapse;"> <tr> <td style="width: 50%; padding: 2px;">(a) If your answer is 89.24 write the same number you wrote on the shirt on ONE shoulder pad.</td> <td style="width: 50%;"></td> </tr> <tr> <td style="padding: 2px;">(b) If your answer is 8.924 write the same number you wrote on the shirt on BOTH shoulder pads.</td> <td style="text-align: center; padding: 2px;"></td> </tr> </table>	(a) If your answer is 89.24 write the same number you wrote on the shirt on ONE shoulder pad.		(b) If your answer is 8.924 write the same number you wrote on the shirt on BOTH shoulder pads.	
(a) If your answer is 1.76 draw the following shoulder pads.														
(b) If your answer is .176 draw the following shoulder pads.														
(a) If your answer is 155.25 write YOUR AGE in BIG, hollow numbers on the shirt.														
(b) If your answer is 9.45 write the number 1 on the shirt.														
(a) If your answer is 89.24 write the same number you wrote on the shirt on ONE shoulder pad.														
(b) If your answer is 8.924 write the same number you wrote on the shirt on BOTH shoulder pads.														
<p>10. $8.9 \times 9.6 =$</p> <table border="1" style="width: 100%; border-collapse: collapse;"> <tr> <td style="width: 50%; padding: 2px;">(a) If your answer is 85.44 draw the following goalpost in the background.</td> <td style="width: 50%; text-align: center; padding: 2px;"></td> </tr> <tr> <td style="padding: 2px;">(b) If your answer is 80.10 draw the following goalpost in the background.</td> <td style="text-align: center; padding: 2px;"></td> </tr> </table>	(a) If your answer is 85.44 draw the following goalpost in the background.		(b) If your answer is 80.10 draw the following goalpost in the background.		<p>11. $7.3 \times 3.9 =$</p> <table border="1" style="width: 100%; border-collapse: collapse;"> <tr> <td style="width: 50%; padding: 2px;">(a) If your answer is 28.47 draw the following football in the background.</td> <td style="width: 50%; text-align: center; padding: 2px;"></td> </tr> <tr> <td style="padding: 2px;">(b) If your answer is 27.74 draw the following football in the background.</td> <td style="text-align: center; padding: 2px;"></td> </tr> </table>	(a) If your answer is 28.47 draw the following football in the background.		(b) If your answer is 27.74 draw the following football in the background.		<p>12. $100 \times 48.2 =$</p> <table border="1" style="width: 100%; border-collapse: collapse;"> <tr> <td style="width: 50%; padding: 2px;">(a) If your answer is 48.20 draw the following blades of grass all over the background.</td> <td style="width: 50%; text-align: center; padding: 2px;"></td> </tr> <tr> <td style="padding: 2px;">(b) If your answer is 4820 draw the following tufts of grass all over the background.</td> <td style="text-align: center; padding: 2px;"></td> </tr> </table>	(a) If your answer is 48.20 draw the following blades of grass all over the background.		(b) If your answer is 4820 draw the following tufts of grass all over the background.	
(a) If your answer is 85.44 draw the following goalpost in the background.														
(b) If your answer is 80.10 draw the following goalpost in the background.														
(a) If your answer is 28.47 draw the following football in the background.														
(b) If your answer is 27.74 draw the following football in the background.														
(a) If your answer is 48.20 draw the following blades of grass all over the background.														
(b) If your answer is 4820 draw the following tufts of grass all over the background.														

Directions: Find the product and **COLOR** the object that corresponds to your answer.
SHOW YOUR STEPS!!!

<p>13. $7.3 \times 4.2 =$</p> <p>(a) If your answer is 4.38 color the facemask on the helmet yellow. (b) If your answer is 30.66 color the facemask on the helmet red.</p>	<p>14. $0.324 \times 0.52 =$</p> <p>(a) If your answer is .16848 color the stripe on the helmet red. (b) If your answer is .15848 color the stripe on the helmet green.</p>	<p>15. $0.03 \times 21 =$</p> <p>(a) If your answer is .063 color the rest of the helmet brown. (b) If your answer is .63 color the rest of the helmet blue.</p>
<p>16. $23.54 \times 0.1 =$</p> <p>(a) If your answer is 2.354 outline the eyes and nose in black. (b) If your answer is 235.4 outline the eyes and nose in red.</p>	<p>17. $5.6 \times .01 =$</p> <p>(a) If your answer is .056 color the shapes under the eyes black. (b) If your answer is .56 color the shapes under the eyes yellow.</p>	<p>18. $0.382 \times 0.61 =$</p> <p>(a) If your answer is 23.302 color the mouth red. (b) If your answer is .23302 color the mouth pink.</p>
<p>19. $42.3 \times 2.97 =$</p> <p>(a) If your answer is 214.521 color the face, nose, neck, and arms apricot. (b) If your answer is 125.631 color the face, nose, neck, and arms brown.</p>	<p>20. $8.3 \times 7.9 =$</p> <p>(a) If your answer is 65.75 color the stripe on the sleeves green. (b) If your answer is 65.57 color the stripe on the sleeves red.</p>	<p>21. $7.68 \times 8.2 =$</p> <p>(a) If your answer is 62.976 leave the numbers on the shirt white and outline them in black. (b) If your answer is 63.074 color the numbers on the shirt red.</p>
<p>22. $36.4 \times 53.4 =$</p> <p>(a) If your answer is 9134.67 color the rest of the shirt orange. (b) If your answer is 1943.76 color the rest of the shirt blue.</p>	<p>23. $9.27 \times 6.2 =$</p> <p>(a) If your answer is 5.7474 color the numbers on the shoulder pads yellow. (b) If your answer is 57.474 leave the numbers on the shoulder pads white and outline them in black.</p>	<p>24. $2.9 \times 0.006 =$</p> <p>(a) If your answer is .0174 color the rest of the shoulder pads blue. (b) If your answer is .174 color the rest of the shoulder pads purple.</p>
<p>25. $38.2 \times 0.005 =$</p> <p>(a) If your answer is .191 color the goalpost yellow. (b) If your answer is 19.10 color the goalpost brown.</p>	<p>26. $9.99 \times 1.12 =$</p> <p>(a) If your answer is 11.1888 color the football brown. (b) If your answer is 10.01 color the football orange.</p>	<p>27. $52.4 \times 6.8 =$</p> <p>(a) If your answer is 526.23 color the background/grass yellow. (b) If your answer is 356.32 color the background/grass green.</p>

Artistic Tip: When you are done coloring, it looks nice to outline the major features using a black crayon or marker.

$$2.0 \times 4$$

$$\begin{array}{r} 21 \\ \times 4 \\ \hline 84 \end{array}$$

$$3.\overset{\circ}{4} \times 0.\overset{\circ}{2}$$

$$\begin{array}{r} 34 \\ \times 2 \\ \hline \end{array}$$

$$\overset{\circ}{0}.\overset{\circ}{68}$$

$$1.4 \times 1.24$$

$$\begin{array}{r} 1.24 \\ \times 1.4 \\ \hline \end{array}$$

$$\begin{array}{r} 1496 \\ + 1240 \\ \hline \end{array}$$

$$1.736$$

0.6 \times 0.04

0.024